


**Shareholding Pattern under Regulation 31 of SEBI (Listing Obligations and Disclosure Requirements) Regulations, 2015**

1. Name of Listed Entity: **Santaram Spinners Limited**
2. Scrip Code/Name of Scrip/Class of Security: **531323**
3. Share Holding Pattern Filed under: **Reg. 31(1)(a)/Reg. 31(1)(b)/Reg.31(1)(c)**
  - a. If under 31(1)(b) then indicate the report for Quarter ending **30th June, 2017**
  - b. If under 31(1)(c) then indicate date of allotment/extinguishment
4. Declaration: The Listed entity is required to submit the following declaration to the extent of submission of information:-

	Particulars	Yes*	No*
1	Whether the Listed Entity has issued any partly paid up shares?	Yes	
2	Whether the Listed Entity has issued any Convertible Securities or Warrants?		No
3	Whether the Listed Entity has any shares against which depository receipts are issued?		No
4	Whether the Listed Entity has any shares in locked-in?		No
5	Whether any shares held by promoters are pledge or otherwise encumbered?		No

\* If the Listed Entity selects the option 'No' for the questions above, the columns for the partly paid up shares, Outstanding Convertible Securities/Warrants, depository receipts, locked-in shares, No of shares pledged or otherwise encumbered by promoters, as applicable, shall not be displayed at the time of dissemination on the Stock Exchange website. Also wherever there is 'No' declared by Listed Entity in above table the values will be considered as 'Zero' by default on submission of the format of holding of specified securities.



**Santaram Spinners Limited - 30th June, 2017**

**Table I - Summary Statement holding of specified securities**

Category	Category of shareholder	Nos. of shareholders	No. of fully paid up equity shares held	No. of Partly paid-up equity shares held	No. of shares underlying Depository Receipts	Total nos. shares held	Shareholding as a % of total no. of shares (calculated as per SCRR, 1957)	Number of Voting Rights held in each class of securities			No. of Shares Underlying Outstanding convertible securities (including Warrants)	Shareholding, as a % assuming full conversion of convertible securities (as a percentage of diluted share capital)	Number of Locked in shares		Number of Shares pledged or otherwise encumbered		Number of equity shares held in dematerialised form	
								No of Voting Rights					Total as a % of (A+B+C)	No. (a)	As a % of total Shares held(b)	No. (a)		As a % of total Shares held(b)
								Class eg: X	Class eg: y	Total								
(I)	(II)	(III)	(IV)	(V)	(VI)	(VII) =	(VIII) As a	(IX)			(X)	(XI)= (VII)+(X)	(XII)	(XIII)	(XIV)			
(A)	Promoter & Promoter Group	8	2773604	0	0.00	2773604	44.92										2773604	
(B)	Public	3239	3379396	21400	0.00	3400796	55.08										1824437	
(C)	Non Promoter - Non Public				0.00												0	
(C1)	Shares Underlying DRs	0	0	0	0.00	0	0.00										0	
(C2)	Shares Held By Employee Trust	0	0	0	0.00	0	0.00										0	
	<b>Total</b>	<b>3247</b>	<b>6153000</b>	<b>21400</b>	<b>0.00</b>	<b>6174400</b>	<b>100.0000</b>										<b>4598041</b>	




**Santaram Spinners Limited - 30th June, 2017**

**Table II - Statement showing shareholding pattern of the Promoter and Promoter Group**

Category & Name of the shareholders	PAN	Nos. of shareholders	No. of fully paid up equity shares held	Partly paid-up equity shares held	No. of shares underlying Depository Receipts	Total nos. shares held	Shareholding % calculated as per SCRR, 1957 As a % of (A+B+C2)	Number of Voting Rights held in each class of securities			No. of Shares Underlying Outstanding convertible securities (including Warrants)	Shareholding, as a % assuming full conversion of convertible securities (as a percentage of diluted share capital)	Number of Locked in shares		Number of Shares pledged or otherwise encumbered		Number of equity shares held in dematerialised form	
								No of Voting Rights					Total as a % of (A+B+C)	No. (a)	As a % of total Shares held(b)	No. (a)		As a % of total Shares held(b)
								Class eg: X	Class eg: y	Total								
<b>1</b>	<b>Indian</b>																	
<b>(a)</b>	<b>Individuals / Hindu Undivided Family</b>																	
	Kalyan Jayantilal Shah	AEAPS1452G	8	2773604	0	0	2773604	44.92										2773604
	Kalyan Jayantilal Shah Jt. With Dharini Kalyan Shah	AEAPS1452G Jt with ACFPS7257Q		1286050	0	0	1286050	20.83										1286050
	Apurva Kalyanbhai Shah	ACIPS6975N	1	361300	0	0	361300	5.85										361300
	Apurva Kalyanbhai Shah Jt. With Kalyan Jayantilal Shah	ACIPS6975N Jt with AEAPS1452G		202604	0	0	202604	3.28										202604
	Shah Kalyanbhai Jayantilal	AEAPS1452G	1	217700	0	0	217700	3.53										217700
	Dharini Kalyan Shah	AADHS1950G	1	255250	0	0	255250	4.13										255250
	Nirav Kalyanbhai Shah	ACFPS7257Q	1	180150	0	0	180150	2.92										180150
	Nirav Kalyanbhai Shah Jt With Kalyan Jayantilal Shah	AIRPS3888D		28500	0	0	28500	0.46										28500
	Nirav Kalyanbhai Shah Jt with Dimple Nirav Shah	AIRPS3888D Jt. With AEAPS1452G		131500	0	0	131500	2.13										131500
	Pradipbhai Rasiklal Shah	AIOPS9787L	1	850	0	0	850	0.01										850
	Pankajkumar Rasiklal Shah	AFDPS6158K	1	90700	0	0	90700	1.47										90700
	Sujay P Shah	ALJPS5941A	1	10000	0	0	10000	0.16										10000
	Sujay P Shah	AGSPS6448Q	1	9000	0	0	9000	0.15										9000
<b>(b)</b>	<b>Central Government / State Government(s)</b>		0	0	0	0	0	0.00										0
<b>(c)</b>	<b>Financial Institutions / Banks</b>		0	0	0	0	0	0.00										0
<b>(d)</b>	<b>Any Other (Specify)</b>		0	0	0	0	0	0.00										0
	<b>Sub Total (A)(1)</b>		<b>8</b>	<b>2773604</b>	<b>0</b>	<b>0</b>	<b>2773604</b>	<b>44.92</b>										<b>2773604</b>
<b>2</b>	<b>Foreign</b>																	<b>2773604</b>
<b>(a)</b>	<b>Individuals (Non-Resident Individuals / Foreign Individuals)</b>		0	0	0	0	0	0.00										0
<b>(b)</b>	<b>Government</b>		0	0	0	0	0	0.00										0
<b>(c)</b>	<b>Institutions</b>		0	0	0	0	0	0.00										0
<b>(d)</b>	<b>Foreign Portfolio Investor</b>		0	0	0	0	0	0.00										0
<b>(e)</b>	<b>Any Other (Specify)</b>		0	0	0	0	0	0.00										0
	<b>Sub Total (A)(2)</b>		<b>0</b>	<b>0</b>	<b>0</b>	<b>0</b>	<b>0</b>	<b>0.00</b>										<b>0</b>
	<b>Total Shareholding Of Promoter And Promoter Group (A)= (A)(1)+(A)(2)</b>		<b>8</b>	<b>2773604</b>	<b>0</b>	<b>0</b>	<b>2773604</b>	<b>44.92</b>										<b>2773604</b>

Details of Shares which remain unclaimed may be given hear along with details such as number of shareholders, outstanding shares held in demat/unclaimed suspense account, voting rights which are frozen etc.

Note :  
 (1) PAN would not be displayed on website of Stock Exchange(s)  
 (2) The term 'Encumbrance' has the same meaning as assigned under regulation 28(3) of SEBI (Substantial Acquisition of Shares and Takeovers) Regulations, 2011.





**Santaram Spinners Limited - 30th June, 2017**

**Table III - Statement showing shareholding pattern of the Public shareholder**

Category & Name of the shareholders	PAN	Nos. of shareholders	No. of fully paid up equity shares held	Partly paid up equity shares held	No. of shares underlying Depository Receipts	Total nos. shares held	Shareholding % calculated as per SCRR, 1957 As a % of (A+B+C2)	Number of Voting Rights held in each class of securities			No. of Shares Underlying Outstanding convertible securities (Including Warrants)	Shareholding % as a % assuming full conversion of convertible securities (as a percentage of diluted)	Number of Locked in shares		Number of Shares pledged or otherwise encumbered		Number of equity shares held in dematerialised form	
								No of Voting Rights					Total as a % of (A+B+C)	No. (a)	As a % of total Shares held(b)	No. (a)		As a % of total Shares held(b)
								Class eg: X	Class eg: Y	Total								
(I)	(II)	(III)	(IV)	(V)	(VI)	(VII) =	(VIII) As a	(IX)			(X)	(XI) =	(XII)		(XIII)	(XIV)		
<b>1 Institutions</b>																		
(a) Mutual Fund		0	0	0	0	0	0.00										0	
(b) Venture Capital Funds		0	0	0	0	0	0.00										0	
(c) Alternate Investment Funds		0	0	0	0	0	0.00										0	
(d) Foreign Venture Capital Investors		0	0	0	0	0	0.00										0	
(e) Foreign Portfolio Investor		0	0	0	0	0	0.00										0	
(f) Financial Institutions / Banks		0	0	0	0	0	0.00										0	
(g) Insurance Companies		0	0	0	0	0	0.00										0	
(h) Provident Funds/ Pension Funds		0	0	0	0	0	0.00										0	
(i) Any Other (Specify)		0	0	0	0	0	0.00										0	
Sub Total (B)(1)		0	0	0	0	0	0.00										0	
2 Central Government/ State Government(s)/ President of India																		
Sub Total (B)(2)		0	0	0	0	0	0.00										0	
<b>3 Non-Institutions</b>																		
(a) Individuals																		
i. Individual shareholders holding nominal share capital up to Rs. 2 lakhs.		3168	1549620	21400	0	1571020	25.44										711411	
ii. Individual shareholders holding nominal share capital in excess of Rs. 2 lakhs.		14	1591352	0	0	1591352	25.77										910202	
Anuja A Shah	AIYPS9826L		155750	0	0	155750	2.52										0	
Jagat S Shah	BHMPS7682G		96400	0	0	96400	1.56										0	
Jayendra R Shah	AELPS4539K		135500	0	0	135500	2.19										0	
Niyati A Shah	ALXPS5079H		119200	0	0	119200	1.93										0	
Raghuvir Arjandas Makhija	AOPPM7562Q		100695	0	0	100695	1.63										100695	
Shailesh Manilal Thakkar	AANPT0688E		686000	0	0	686000	11.11										686000	
(b) NBFCs registered with RBI		0	0	0	0	0	0.00										0	
(c) Employee Trusts		0	0	0	0	0	0.00										0	
(d) Overseas Depositories(holding DRs) (balancing figure)		0	0	0	0	0	0.00										0	
(e) Any Other (Specify)		57	238424	0	0	236775	3.83										202824	
Hindu Undivided Family		19	12906	0	0	12906	0.21										12506	
Non Resident Indians (Non Repat)		1	3000	0	0	3000	0.05										3000	
Non Resident Indians (Repat)		6	190330	0	0	190330	3.08										167330	
Amin Kanubhai C.	AJEPA7009E		167288	0	0	167288	2.71										167288	
Clearing Member		8	2807	0	0	2807	0.05										2807	
Bodies Corporate		23	29381	0	0	29381	0.48										17181	
Sub Total (B)(3)		3239	3379396	21400	0	3400796	55.08										1824437	
Total Public Shareholding (B)= (B)(1)+(B)(2)+(B)(3)		3239	3379396	21400	0	3400796	55.08										1824437	

Details of the shareholders acting as persons in Concert including their Shareholding (No. and %):

No. of shareholders	No. of Shares


Details of Shares which remain unclaimed may be given hear along with details such as number of shareholders, outstanding shares held in demat/unclaimed suspense account, voting rights which are frozen etc.

Note :

(1) PAN would not be displayed on website of Stock Exchange(s).

(2) The above format needs to disclose name of all holders holding more than 1% of total number of shares

(3) W.r.t. the information pertaining to Depository Receipts, the same may be disclosed in the respective columns to the extent information available and the balance to be disclosed as held by custodian.



**Santaram Spinners Limited - 30th June, 2017**

**Table IV - Statement showing shareholding pattern of the Non Promoter- Non Public shareholder**

Category & Name of the shareholders	PAN	Nos. of shareholders	No. of fully paid up equity shares held	Partly paid-up equity shares held	No. of shares underlying Depository Receipts	Total nos. shares held	Shareholding % calculated as per SCRR, 1957 As a % of (A+B+C2)	Number of Voting Rights held in each class of securities			No. of Shares Underlying Outstanding convertible securities (Including Warrants)	Shareholding, as a % assuming full conversion of convertible securities (as a percentage of diluted share capital)	Number of Locked in shares		Number of Shares pledged or otherwise encumbered	Number of equity shares held in dematerialised form	
								No of Voting Rights					Total as a % of (A+B+C)	No. (a)			As a % of total Shares held(b)
								Class eg: X	Class eg: Y	Total							
(I)	(II)	(III)	(IV)	(V)	(VI)	(VII) =	(VIII) As a	(IX)			(X)	(XI)=	(XII)	(XIII)	(XIV)		
1 Custodian/DR Holder			0	0	0	0	0.00										
2 Employee Benefit Trust (under SEBI (Share based Employee Benefit) Regulations, 2014)			0	0	0	0	0.00										
Total Non-Promoter- Non Public Shareholding (C)= (C1)+(C2)			0	0	0	0	0.00										

**Note :**

(1) PAN would not be displayed on website of Stock Exchange(s).

(2) The above format needs to disclose name of all holders holding more than 1% of total number of shares

(3) W.r.t. the information pertaining to Depository Receipts, the same may be disclosed in the respective columns to the extent information available and the balance to be disclosed as held by custodian.

