


Introductory sub-table (I)(a)

Name of the Company: SANTARAM SPINNERS LIMITED			
Scrip Code: 531323, Name of the scrip: SANTARAM SPINNERS LIMITED			
class of security: Equity Shares			
Quarter ended: 31.12.2011			
Partly paid-up shares:-			
	No. of partly paid-up shares	As a % of total no. of partly paid-up shares	As a % of total no. of shares of the company
Held by promoter/promoter group	0	0	0
Held by public	42800	100	0.69
Total - D	42800	0	0.69
Outstanding convertible securities:-			
	No. of outstanding securities	As a % of total no. of outstanding convertible securities	As a % of total no. of shares of the company, assuming full conversion of the convertible securities
Held by promoter/promoter group	0	0	0
Held by public	0	0	0
Total - E	0	0	0
Warrants:-			
	No. of warrants	As a % of total no. of warrants	As a % of total no. of shares of the company, assuming full conversion of warrants
Held by promoter/promoter group	0	0	0
Held by public	0	0	0
Total - F	0	0	0
Total paid-up capital of the company, assuming full conversion of warrants and convertible securities		6174400	100



1

The paid up capital of the Company contains 42800 partly paid up equity shares of the Company upon which Rs.5/- is paid up.




Statement Showing Shareholding Pattern

		Table (I)(a)			Total shareholding as a percentage of total number of shares		Shares Pledged or otherwise encumbered		
Category code	Category of Shareholder	Number of Shareholders	Total number of shares	Number of shares held in dematerialized form	As a percentage of (A+B) ¹	As a percentage of (A+B+C)	Number of shares	As a percentage	
(I)	(II)	(III)	(IV)	(V)	(VI)	(VII)	(VIII)	(IX) = (VIII)/(IV)*100	
(A)	Shareholding of Promoter and								
1	Indian								
(a)	Individuals/ Hindu Undivided Family		18	2597454	2567254	42.07	42.07	0	0.00
(b)	Central Government/ State Government(s)		0	0	0	0.00	0.00	0	0.00
(c)	Bodies Corporate		3	174300	174300	2.82	2.82	0	0.00
(d)	Financial Institutions/ Banks		0	0	0	0.00	0.00	0	0.00
(e)	Any Others(Specify)		0	0	0	0.00	0.00	0	0.00
	Sub Total(A)(1)		21	2771754	2741554	44.89	44.89	0	0.00
2	Foreign								
a	Individuals (Non-Residents Individuals/ Foreign Individuals)		0	0	0	0.00	0.00	0	0.00
b	Bodies Corporate		0	0	0	0.00	0.00	0	0.00



c	Institutions	0	0	0	0.00	0.00	0	0.00
d	Any Others(Specify)	0	0	0	0.00	0.00	0	0.00
	Sub Total(A)(2)	0	0	0	0.00	0.00	0	0.00
	Total Shareholding of Promoter and	21	2771754	2741554	44.89	44.89	0	0.00
(B)	Public shareholding							
1	Institutions							
(a)	Mutual Funds/ UTI	0	0	0	0.00	0.00	0	0.00
(b)	Financial Institutions / Banks	0	0	0	0.00	0.00	0	0.00
(c)	Central Government/ State Government(s)	0	0	0	0.00	0.00	0	0.00
(d)	Venture Capital Funds	0	0	0	0.00	0.00	0	0.00
(e)	Insurance Companies	0	0	0	0.00	0.00	0	0.00
(f)	Foreign Institutional Investors	0	0	0	0.00	0.00	0	0.00
(g)	Foreign Venture Capital Investors	0	0	0	0.00	0.00	0	0.00
(h)	Any Other (specify)	0	0	0	0.00	0.00	0	0.00
	Sub-Total (B)(1)	0	0	0	0.00	0.00	0	0.00
B 2	Non-institutions							
(a)	Bodies Corporate	41	77357	65157	1.25	1.25	0	0.00
(b)	Individuals				0.00	0.00	0	0.00
I	Individuals -i. Individual shareholders holding nominal share capital up to Rs 1 lakh	3344	1545378	701869	25.03	25.03	0	0.00
II	ii. Individual shareholders holding nominal share capital in excess of Rs. 1 lakh.	22	1556162	807812	25.20	25.20	0	0.00
(c)	Any Other (specify)				0.00	0.00	0	0.00



(c-i)	Clearing Member	15	29840	29840	0.48	0.48	0	0.00
(c-ii)	Non Resident Indian (Repeat)	8	190909	167409	3.09	3.09	0	0.00
	Non Resident Indian (Non Repat)	1	3000	3000	0.05	0.05	0	0.00
	Sub-Total (B)(2)	3431	3402646	1775087	55.11	55.11	0	0.00
(B)	Total Public Shareholding (B)= (B)(1)+(B)(2)	3431	3402646	1775087	55.11	55.11	0	0.00
	TOTAL (A)+(B)	3452	6174400	4516641	100.00	100.00	0	0.00
(C)	Shares held by Custodians and against which Depository Receipts have been issued							
1	Promoter and Promoter Group	0	0	0	0	0.00	0	0.00
2	Public	0	0	0	0	0.00	0	0.00
	Sub-Total (C)	0	0	0	0	0	0	0
	GRAND TOTAL (A)+(B)+(C)	3452	6174400	4516641	0	100.00	0	0.00




D)(b Statement showing holding of securities (including shares, warrants, convertible securities) of persons belonging to the category "Promoter and Promoter Group"

Sr	Name of the shareholder	Details of Shares held		Encumbered shares (*)			Details of warrants		Details of convertible securities		Total shares (including underlying shares assuming full conversion of warrants and convertible securities) as a % of diluted share capital
		Number of shares held	As a % of grand total (A)+(B)+(C)	No.	As a percentage	As a % of grand total (A)+(B)+(C) of sub-clause (I)(a)	Number of warrants held	As a % total number of warrants of the same class	Number of convertible securities held	As a % total number of convertible securities of the same class	
(I)	(II)	(III)	(IV)	(V)	(VI)=(V)/(III)*100	(VII)	(VIII)	(IX)	(X)	(XI)	(XII)
1	PRADEEP R SHAH	30200	0.49	0	0.00	0.00	0	0	0	0	0
2	APURVA K SHAH	120904	1.96	0	0.00	0.00	0	0	0	0	0
3	SUJAY P SHAH	9000	0.15	0	0.00	0.00	0	0	0	0	0
4	PANKAJ R SHAH	10000	0.16	0	0.00	0.00	0	0	0	0	0
5	KALYAN J SHAH	406100	6.58	0	0.00	0.00	0	0	0	0	0
6	KALYAN J SHAH	361300	5.85	0	0.00	0.00	0	0	0	0	0
7	ASHOKBHAI J SHAH	359000	5.81	0	0.00	0.00	0	0	0	0	0
8	SHAH KALYANBHAI JAYANTILAL HUF	255250	4.13	0	0.00	0.00	0	0	0	0	0
9	APURVA K SHAH	217700	3.53	0	0.00	0.00	0	0	0	0	0
10	DHARINI K SHAH	180150	2.92	0	0.00	0.00	0	0	0	0	0
11	NANDITABEN ASHOKBHAI SHAH	172150	2.79	0	0.00	0.00	0	0	0	0	0




(I)(c)(i) Statement showing holding of securities (including shares, warrants, convertible securities) of persons belonging to the category "Public" and holding more than 1% of the total number of shares

Sr. No.	Name of the shareholder	Number of shares held	Shares as a percentage of total number of shares {i.e., Grand Total (A)+(B)+(C) indicated in Statement at para (I)(a) above}	Details of warrants		Details of convertible securities		Total shares (including underlying shares assuming full conversion of warrants and convertible securities) as a % of diluted share capital
				Number of warrants held	As a % total number of warrants of the same class	Number of convertible securities held	% w.r.t total number of convertible securities of the same class	
1	ANUJA A SHAH	155750	2.52	0	0	0	0	0
2	NIYATI A SHAH	119200	1.93	0	0	0	0	0
3	JAGAT S SHAH	96400	1.56	0	0	0	0	0
4	JAYENDRA R SHAH	135500	2.19	0	0	0	0	0
5	AMIN KANUBHAI C.	167288	2.71	0	0	0	0	0
6				0	0	0	0	0
TOTAL		674138	10.92	0	0	0	0	0




(I)(c)(ii) Statement showing holding of securities (including shares, warrants, convertible securities) of persons (together with PAC) belonging to the category "Public" and holding more than 5% of the total number of shares of the company

Sr. No.	Name(s) of the shareholder(s) and the Persons Acting in Concert (PAC) with them	Number of shares	Shares as a percentage of total number of shares {i.e., Grand Total (A)+(B)+(C) indicated in Statement at para (I)(a) above}	Details of warrants		Details of convertible securities		Total shares (including underlying shares assuming full conversion of warrants and convertible securities) as a % of diluted share capital
				Number of warrants	As a % total number of warrants of the same class	Number of convertible securities held	% w.r.t total number of convertible securities of the same class	
1	SHAILESH MAILAL THAKKAR	686000	11.11	0	0	0	0	0
TOTAL		686000	11.11	0	0	0	0	0




(I)(d) Statement showing details of locked-in shares

Sr. No.	Name of the shareholder	Number of locked-in shares	Locked-in shares as a percentage of total number of shares {i.e., Grand Total (A)+(B)+(C) indicated in Statement at para (I)(a) above}
1	NIL		0.00
2			0.00
3			0.00
4			0.00
5			0.00
6			0.00
7			0.00
8			0.00
9			0.00
TOTAL		0	0.00



(II)(a) Statement showing details of Depository Receipts (DRs)

Sr. No.	Type of outstanding DR (ADRs, GDRs, SDRs, etc.)	Number of outstanding DRs	Number of shares underlying outstanding DRs	Shares underlying outstanding DRs as a percentage of total number of shares {i.e., Grand Total (A)+(B)+(C) indicated in Statement at para (I)(a) above}
1	NIL			0.00
2				0.00
3				0.00
4				0.00
5				0.00
6				0.00
7				0.00
8				0.00
9				0.00
TOTAL		0	0	0.00



(II)(b) Statement showing holding of Depository Receipts (DRs), where underlying shares held by "promoter/promoter group" are in excess of 1% of the total number of shares

Sr. No.	Name of the DR Holder	Type of outstanding DR (ADRs, GDRs, SDRs, etc.)	Number of shares underlying outstanding DRs	Shares underlying outstanding DRs as percentage of total number of shares (i.e., Grand Total (A)+(B)+(C) indicated in Statement at para (I)(a) above)
1	NIL			0.00
2				0.00
3				0.00
4				0.00
5				0.00
6				0.00
7				0.00
8				0.00
9				0.00
TOTAL			0	0.00

