



16th APRIL, 2015

To
The Manager (Listing)
Corporate Relationship Department
BSE Limited,
Ground Floor, P.J. Towers,
Dalal Street, Mumbai.

Scrip Code: 531323

Dear Sir/Madam

Sub: Compliance with Clause 35 of the Listing Agreement


With reference to above subject, please find here with enclosed Shareholding Pattern for the quarter ended on 31st MARCH, 2015 in compliance with clause 35 of the listing agreement.

Please take the same on your record and oblige.

Thanking you.

Yours faithfully,


FOR,
SANTARAM SPINNERS LIMITED



Encl.: As Above


Introductory sub-table (I)(a)

Name of the Company: SANTARAM SPINNERS LIMITED			
Scrip Code, Name of the scrip, class of security: 531323			
Quarter ended: 31ST MARCH, 2015			
Partly paid-up shares:-			
	No. of partly paid-up shares	As a % of total no. of partly paid-up shares	As a % of total no. of shares of the company
Held by promoter/promoter group	0	0.00	0.00
Held by public	21400	100.00	0.35
Total	21400	100.00	0.35
Outstanding convertible securities:-			
	No. of outstanding securities	As a % of total no. of outstanding convertible securities	As a % of total no. of shares of the company, assuming full conversion of the convertible securities
Held by promoter/promoter group	0	0	0.00
Held by public	0	0	0.00
Total	0	0	0.00
Warrants:-			
	No. of warrants	As a % of total no. of warrants	As a % of total no. of shares of the company, assuming full conversion of warrants
Held by promoter/promoter group	0	0	0.00
Held by public	0	0	0.00
Total	0	0	0.00
Total paid-up capital of the company, assuming full conversion of warrants and convertible securities		6174400	

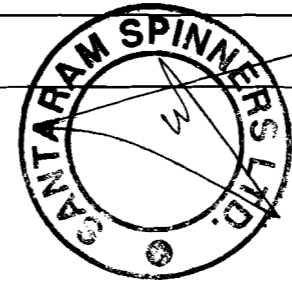


Statement Showing Shareholding Pattern

Table (I)(a)								
Category code	Category of Shareholder	Number of Shareholders	Total number of shares	Number of shares held in dematerialized form	Total shareholding as a percentage of total number of shares		Shares Pledged or otherwise encumbered	
					As a percentage of(A+B) ¹	As a percentage of (A+B+C)	Number of shares	As a percentage
(I)	(II)	(III)	(IV)	(V)	(VI)	(VII)	(VIII)	(IX)= (VIII)/(IV)*100
(A)	Shareholding of Promoter and							
1	Indian							
(a)	Individuals/ Hindu Undivided Family	19	2599304	2599304	42.10	42.10	0	0.00
(b)	Central Government/ State Government(s)	0	0	0	0.00	0.00	0	0.00
(c)	Bodies Corporate	3	174300	174300	2.82	2.82	0	0.00
(d)	Financial Institutions/ Banks	0	0	0	0.00	0.00	0	0.00
(e)	Any Others(Specify)	0	0	0	0.00	0.00	0	0.00
(e-i)								
(e-ii)								
	Sub Total(A)(1)	22	2773604	2773604	44.92	44.92	0	0.00
2	Foreign							
a	Individuals (Non-Residents Individuals/ Foreign Individuals)	0	0	0	0.00	0.00	0	0.00
b	Bodies Corporate	0	0	0	0.00	0.00	0	0.00
c	Institutions	0	0	0	0.00	0.00	0	0.00
d	Qualified Foreign Investor	0	0	0	0.00	0.00	0	0.00
e	Any Others(Specify)	0	0	0	0.00	0.00	0	0.00
e-i								
e-ii								
	Sub Total(A)(2)	0	0	0	0.00	0.00	0	0.00
	Total Shareholding of Promoter	22	2773604	2773604	44.92	44.92	0	0.00
(B)	Public shareholding							
1	Institutions							
(a)	Mutual Funds/ UTI	0	0	0	0.00	0.00		
(b)	Financial Institutions/ Banks	0	0	0	0.00	0.00		
(c)	Central Government/ State Government(s)	0	0	0	0.00	0.00		
(d)	Venture Capital Funds	0	0	0	0.00	0.00		
(e)	Insurance Companies	0	0	0	0.00	0.00		
(f)	Foreign Institutional Investors	0	0	0	0.00	0.00		
(g)	Foreign Venture Capital Investors	0	0	0	0.00	0.00		
(h)	Qualified Foreign Investor	0	0	0	0.00	0.00		
(i)	Any Other (specify)	0	0	0	0.00	0.00		
(i-ii)								
	Sub-Total (B)(1)	0	0	0	0.00	0.00		




Sr.No	Notes
1	The paid up capital of the Company contains 21,400 partly paid up equity shares of the Company upon which Rs.5/- is paid up.
2	
3	
4	
5	
6	
7	
8	
9	



(I)(b) Statement showing holding of securities (including shares, warrants, convertible securities) of persons belonging to the category "Promoter and Promoter Group"

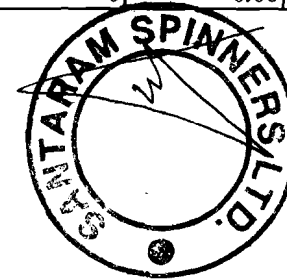
Sr. No.	Name of the shareholder	Details of Shares held		Encumbered shares (*)			Details of warrants		Details of convertible securities		Total shares (including underlying shares assuming full conversion of warrants and convertible securities) as a % of diluted
		Number of shares held	As a % of grand total (A) + (B) + (C)	No.	As a percentage	As a % of grand total (A)+(B)+(C) of sub-clause (I)(a)	Number of warrants held	As a % total number of warrants of the same class	Number of convertible securities held	As a % total number of convertible securities of the same class	
(I)	(II)	(III)	(IV)	(V)	(VI)=(V)/(III)*100	(VII)	(VIII)	(IX)	(X)	(XI)	(XII)
1	KALYAN JAYANTILAL SHAH	406100	6.58	0	0.00	0.00	0	0.00	0	0.00	6.58
2	KALYAN JAYANTILAL SHAH	361300	5.85	0	0.00	0.00	0	0.00	0	0.00	5.85
3	ASHOKBHAI JAYANTILAL SHAH	359000	5.81	0	0.00	0.00	0	0.00	0	0.00	5.81
4	SHAH KALYANBHAI JAYANTILAL	255250	4.13	0	0.00	0.00	0	0.00	0	0.00	4.13
5	APURVA KALYANBHAI SHAH	217700	3.53	0	0.00	0.00	0	0.00	0	0.00	3.53
6	DHARINI KALYAN SHAH	180150	2.92	0	0.00	0.00	0	0.00	0	0.00	2.92
7	NANDITABEN ASHOKBHAI SHAH	172150	2.79	0	0.00	0.00	0	0.00	0	0.00	2.79
8	NIRAV KALYANBHAI SHAH	131500	2.13	0	0.00	0.00	0	0.00	0	0.00	2.13
9	ASHOK JAYANTILAL SHAH	124500	2.02	0	0.00	0.00	0	0.00	0	0.00	2.02
10	APURVA KALYANBHAI SHAH	120904	1.96	0	0.00	0.00	0	0.00	0	0.00	1.96
11	PRADIPBHAI RASIKLAL SHAH	90700	1.47	0	0.00	0.00	0	0.00	0	0.00	1.47
12	APURVA KALYAN SHAH	80700	1.31	0	0.00	0.00	0	0.00	0	0.00	1.31
13	ASHOKBHAI JAYANTILAL SHAH	50000	0.81	0	0.00	0.00	0	0.00	0	0.00	0.81
14	NIRAV KALYANBHAI SHAH	18100	0.29	0	0.00	0.00	0	0.00	0	0.00	0.29
15	NIRAV KALYANBHAI SHAH	10400	0.17	0	0.00	0.00	0	0.00	0	0.00	0.17
16	PANKAJ R SHAH	10000	0.16	0	0.00	0.00	0	0.00	0	0.00	0.16
17	SUJAY P SHAH	9000	0.15	0	0.00	0.00	0	0.00	0	0.00	0.15
18	APURVA KALYANBHAI SHAH	1000	0.02	0	0.00	0.00	0	0.00	0	0.00	0.02
19	NIRAV KALYANBHAI SHAH	850	0.01	0	0.00	0.00	0	0.00	0	0.00	0.01
20	JAYATMA COMPTEX PRIVATE LIMITED	109300	1.77	0	0.00	0.00	0	0.00	0	0.00	1.77
21	NIYATI (TEX) PRIVATE LIMITED	57500	0.93	0	0.00	0.00	0	0.00	0	0.00	0.93
22	DHARMANATH TEXTILE PRIVATE LIMITED	7500	0.12	0	0.00	0.00	0	0.00	0	0.00	0.12
TOTAL		2773604	44.92	0	0.00	0.00	0	0.00	0	0.00	44.92

(*) The term "encumbrance" has the same meaning as assigned to it in regulation 28(3) of the SAST Regulations, 2011



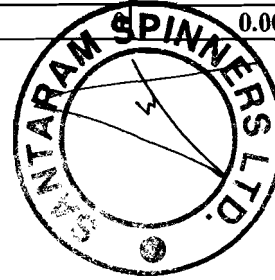
(I)(c)(i) Statement showing holding of securities (including shares, warrants, convertible securities) of persons belonging to the category "Public" and holding more than 1% of the total number of shares

Sr. No.	Name of the shareholder	Number of shares held	Shares as a percentage of total number of shares {i.e., Grand Total (A)+(B)+(C) indicated in Statement at para (I)(a) above}	Details of warrants		Details of convertible securities		Total shares (including underlying shares assuming full conversion of warrants and convertible securities) as a % of diluted share capital
				Number of warrants held	As a % total number of warrants of the same class	Number of convertible securities held	% w.r.t total number of convertible securities of the same class	
1	SHAILESH MANILAL THAKKAR	686000	11.11	0	0.00	0	0.00	11.11
2	AMIN KANUBHAI C.	167288	2.71	0	0.00	0	0.00	2.71
3	ANUJA A SHAH	155750	2.52	0	0.00	0	0.00	2.52
4	JAYENDRA R SHAH	135500	2.19	0	0.00	0	0.00	2.19
5	NIYATI A SHAH	119200	1.93	0	0.00	0	0.00	1.93
6	JAGAT S SHAH	96400	1.56	0	0.00	0	0.00	1.56
7	RAGHUVIR ARJANDAS MAKHIJA	89396	1.45	0	0.00	0	0.00	1.45
TOTAL		1449534	23.48	0	0.00	0	0.00	23.48




(I)(c)(ii) Statement showing holding of securities (including shares, warrants, convertible securities) of persons (together with PAC) belonging to the category "Public" and holding more than 5% of the total number of shares of the company

Sr. No.	Name(s) of the shareholder(s) and the Persons Acting in Concert (PAC) with them	Number of shares	Shares as a percentage of total number of shares {i.e., Grand Total (A)+(B)+(C) indicated in Statement at para (I)(a) above}	Details of warrants		Details of convertible securities		Total shares (including underlying shares assuming full conversion of warrants and convertible securities) as a % of diluted share capital
				Number of warrants	As a % total number of warrants of the same class	Number of convertible securities held	% w.r.t total number of convertible securities of the same class	
1	SHAILESH MANILAL THAKKAR	686000	11.11	0	0.00	0	0.00	11.11
TOTAL		686000	11.11	0	0.00		0.00	11.11



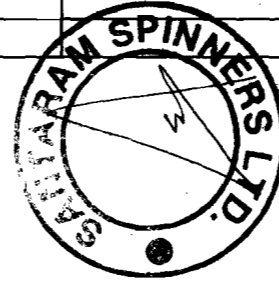
(I)(d) Statement showing details of locked-in shares

Sr. No.	Name of the shareholder	Number of locked-in shares	Locked-in shares as a percentage of total number of shares {i.e., Grand Total (A)+(B)+(C) indicated in Statement at para (I)(a) above}
1	NIL	0	0.00
TOTAL		0	0.00



(II)(a) Statement showing details of Depository Receipts (DRs)

Sr. No.	Type of outstanding DR (ADRs, GDRs, SDRs, etc.)	Number of outstanding DRs	Number of shares underlying outstanding DRs	Shares underlying outstanding DRs as a percentage of total number of shares {i.e., Grand Total (A)+(B)+(C) indicated in Statement at para (I)(a) above}
1	NIL	0	0	0.00
TOTAL		0	0	0.00



(II)(b) Statement showing holding of Depository Receipts (DRs), where underlying shares held by "promoter/promoter group" are in excess of 1% of the total number of shares

Sr. No.	Name of the DR Holder	Type of outstanding DR (ADRs, GDRs, SDRs, etc.)	Number of shares underlying outstanding DRs	Shares underlying outstanding DRs as a percentage of total number of shares {i.e., Grand Total (A)+(B)+(C) indicated in Statement at para (I)(a) above}
1	NIL	0	0	0.00
TOTAL		0	0	0.00

