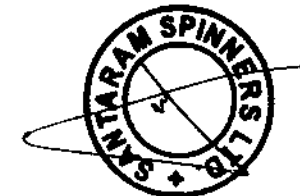


Introductory sub-table (I)(a)

Name of the Company: SANTARAM SPINNERS LIMITED			
Scrip Code: 531323, Name of the scrip: SANTARAM SPINNERS LIMITED, Class of security: Equity Shares			
Quarter ended: 31.03.2014			
Partly paid-up shares:-			
	No. of partly paid-up shares	As a % of total no. of partly paid-up shares	As a % of total no. of shares of the company
Held by promoter/promoter group	0	0.00	0.00
Held by public	21400	100.00	0.35
Total	21400	100	0.35
Outstanding convertible securities:-			
	No. of outstanding securities	As a % of total no. of outstanding convertible securities	As a % of total no. of shares of the company, assuming full conversion of the convertible securities
Held by promoter/promoter group	0	0	0
Held by public	0	0	0
Total	0	0	0
Warrants:-			
	No. of warrants	As a % of total no. of warrants	As a % of total no. of shares of the company, assuming full conversion of warrants
Held by promoter/promoter group		0	0
Held by public		0	0
Total	0	0	0
Total paid-up capital of the company, assuming full conversion of warrants and convertible securities		6174400	100



Statement Showing Shareholding Pattern

Category code	Category of Shareholder	Number of Shareholders	Table (I)(a)		Total shareholding as a percentage of total number of shares		Shares Pledged or otherwise encumbered	
			Total number of shares	Number of shares held in dematerialized form	As a percentage of (A+B) ¹	As a percentage of (A+B+C)	Number of shares	As a percentage
(I)	(II)	(III)	(IV)	(V)	(VI)	(VII)	(VIII)	(IX) - (VIII):(IV)*100
(A)	Shareholding of Promoter and							
1	Indian							
(a)	Individuals/ Hindu Undivided Family							
		19	2599304	2599304	42.10	42.10	0	0.00
(b)	Central Government/ State Government(s)	0	0	0	0.00	0.00	0	0.00
(c)	Bodies Corporate	3	174300	174300	2.82	2.82	0	0.00
(d)	Financial Institutions/ Banks	0	0	0	0.00	0.00	0	0.00
(e)	Any Others(Specify)	0	0	0	0.00	0.00	0	0.00
	Sub Total(A)(1)	22	2773604	2773604	44.92	44.92	0	0.00
2	Foreign							
a	Individuals (Non-Residents Individuals/ Foreign Individuals)	0	0	0	0.00	0.00	0	0.00
b	Bodies Corporate	0	0	0	0.00	0.00	0	0.00
c	Institutions	0	0	0	0.00	0.00	0	0.00
d	Qualified Foreign Investor	0	0	0	0.00	0.00	0	0.00
e	Any Others(Specify)	0	0	0	0.00	0.00	0	0.00
	Sub Total(A)(2)	0	0	0	0.00	0.00	0	0.00
	Total Shareholding of Promoter and	22	2773604	2773604	44.92	44.92	0	0.00



(B)	Public shareholding							
I	Institutions							
(a)	Mutual Funds/ UTI	0	0	0	0.00	0.00	0	0.00
(b)	Financial Institutions Banks	0	0	0	0.00	0.00	0	0.00
(c)	Central Government/ State Government(s)	0	0	0	0.00	0.00	0	0.00
(d)	Venture Capital Funds	0	0	0	0.00	0.00	0	0.00
(e)	Insurance Companies	0	0	0	0.00	0.00	0	0.00
(f)	Foreign Institutional Investors	0	0	0	0.00	0.00	0	0.00
(g)	Foreign Venture Capital Investors	0	0	0	0.00	0.00	0	0.00
(h)	Qualified Foreign Investor	0	0	0	0.00	0.00	0	0.00
(i)	Any Other (specify)	0	0	0	0.00	0.00	0	0.00
		0	0	0	0.00	0.00	0	0.00
	Sub-Total (B)(1)	0	0	0	0.00	0.00	0	0.00
B 2	Non-institutions							
(a)	Bodies Corporate							
(b)	Individuals	33	30312	18112	0.49	0.49	0	0.00
I	Individuals -i. Individual shareholders holding nominal share capital up to Rs 1 lakh	3285	1524506	689897	24.69	24.69	0	0.00
II	ii. Individual shareholders holding nominal share capital in excess of Rs. 1 lakh.	22	1636849	901599	26.51	26.51	0	0.00
(c)	Any Other (specify)							
(c-i)	Clearing Member	8	14820	14820	0.24	0.24	0	0.00
(c-ii)	Non Resident Indian (Repeat)	8	190909	167409	3.09	3.09	0	0.00
	Non Resident Indian (Non Repat)	1	3000	3000	0.05	0.05	0	0.00
	Hindu Undivided Family	1	400	0	0.01	0.01	0	0.00
	Sub-Total (B)(2)	3358	3400796	1794837	55.08	55.08	0	0.00
(B)	Total Public Shareholding (B)= (B)(1)+(B)(2)	3358	3400796	1794837	55.08	55.08	0	0.00
	TOTAL (A)+(B)	3380	6174400	4568441	100.00	100.00	0	0.00



(C)	Shares held by Custodians and against which Depository Receipts have been issued							
1	Promoter and Promoter Group	0	0	0	0	0.00	0	0.00
2	Public	0	0	0	0	0.00	0	0.00
	Sub-Total (C)	0	0	0	0	0.00	0	0.00
	GRAND TOTAL (A)+(B)+(C)	3380	6174400	4568441	100.00	100.00	0	0.00




S.NO.	NOTES
1	The paid up capital of the Company contains 21400 partly paid up equity shares of the Company upon which Rs.5/- is paid up.




(I)(b) Statement showing holding of securities (including shares, warrants, convertible securities) of persons belonging to the category "Promoter and Promoter Group"

Sr. No.	Name of the shareholder	Details of Shares held		Encumbered shares (*)			Details of warrants		Details of convertible securities		Total shares (including underlying shares assuming full conversion of warrants and convertible securities) as a % of diluted share capital
		Number of shares held	As a % of grand total (A)+(B)+(C)	No.	As a percentage	As a % of grand total (A)+(B)+(C) of sub-clause (I)(a)	Number of warrants held	As a % total number of warrants of the same class	Number of convertible securities held	As a % total number of convertible securities of the same class	
(I)	(II)	(III)	(IV)	(V)	(VI)=(V)/(III)*10	(VII)	(VIII)	(IX)	(X)	(XI)	(XII)
1	KALYAN JAYANTILAL SHAH	767400	12.43	0	0.00	0.00	0	0	0	0	0
2	ASHOK JAYANTILAL SHAH	483500	7.83	0	0.00	0.00	0	0	0	0	0
3	APURVA KALYANBHAI SHAH	420304	6.81	0	0.00	0.00	0	0	0	0	0
4	SHAH KALYANBHAI JAYANT	255250	4.13	0	0.00	0.00	0	0	0	0	0
5	DHARINI KALYAN HAH	180150	2.92	0	0.00	0.00	0	0	0	0	0
6	NANDITABEN ASHOKBHAI S	172150	2.79	0	0.00	0.00	0	0	0	0	0
7	NIRAV KALYANBHAI HAH	160850	2.61	0	0.00	0.00	0	0	0	0	0
8	JAYATMA COMPTEx PVT LT	109300	1.77	0	0.00	0.00	0	0	0	0	0
9	PRADIPBHAI RASIKLAL SHA	90700	1.47	0	0.00	0.00	0	0	0	0	0
10	NIYATI (TEX) PVT LTD	57500	0.93	0	0.00	0.00	0	0	0	0	0
11	ASHOKBHAI JAYANTILAL SH	50000	0.81	0	0.00	0.00	0	0	0	0	0
12	PANKAJ R SHAH	10000	0.16	0	0.00	0.00	0	0	0	0	0




13	SUJAY P SHAH	9000	0.15	0	0.00	0.00	0	0	0	0	0
14	DHARMANATH TEXTILE PV	7500	0.12	0	0.00	0.00	0	0	0	0	0
TOTAL		2773604	44.92	0	0.00	0.00	0	0	0	0	0

(*) The term "encumbrance" has the same meaning as assigned to it in regulation 28(3) of the SAST Regulations, 2011



(I)(c)(i) Statement showing holding of securities (including shares, warrants, convertible securities) of persons belonging to the category "Public" and holding more than 1% of the total number of shares

Sr. No.	Name of the shareholder	Number of shares held	Shares as a percentage of total number of shares {i.e., Grand Total (A)+(B)+(C) indicated in Statement at para (I)(a) above}	Details of warrants		Details of convertible securities		Total shares (including underlying shares assuming full conversion of warrants and convertible securities) as a % of diluted share capital
				Number of warrants held	As a % total number of warrants of the same class	Number of convertible securities held	% w.r.t total number of convertible securities of the same class	
1	SHAILESH MANILAL THAKH	686000	11.11	0	0	0	0	0
2	AMIN KANUBHAI C.	167288	2.71	0	0	0	0	0
3	ANUJA A SHAH	155750	2.52	0	0	0	0	0
4	JAYENDRA R SHAH	135500	2.19	0	0	0	0	0
5	NIYATI A SHAH	119200	1.93	0	0	0	0	0
6	JAGAT S SHAH	96400	1.56	0	0	0	0	0
TOTAL		1360138	22.03	0	0	0	0	0



(I)(d) Statement showing details of locked-in shares			
Sr. No.	Name of the shareholder	Number of locked-in shares	Locked-in shares as a percentage of total number of shares {i.e., Grand Total (A)+(B)+(C) indicated in Statement at para (I)(a) above}
1	NIL	NIL	NIL

(II)(a) Statement showing details of Depository Receipts (DRs)				
Sr. No.	Type of outstanding DR (ADRs, GDRs, SDRs, etc.)	Number of outstanding DRs	Number of shares underlying outstanding DRs	Shares underlying outstanding DRs as a percentage of total number of shares {i.e., Grand Total (A)+(B)+(C) indicated in Statement at para (I)(a) above}
	N.A.	N.A.	N.A.	N.A.

(II)(b) Statement showing Holding of Depository Receipts (DRs), where underlying shares are in excess of 1% of the total number of shares				
Sr. No.	Name of the DR Holder	Type of outstanding DR (ADRs, GDRs, SDRs, etc.)	Number of shares underlying outstanding DRs	Shares underlying outstanding DRs as a percentage of total number of shares {i.e., Grand Total (A)+(B)+(C) indicated in Statement at para (I)(a) above}
	N.A.	N.A.	N.A.	N.A.

