

Introductory sub-table (I)(a)


Name of the Company: **SANTARAM SPINNERS LIMITED**

Scrip Code: 531323, Name of the scrip: **SANTARAM SPINNERS LIMITED**, Class of security: **Equity Shares**

Quarter ended: 30.09.2013

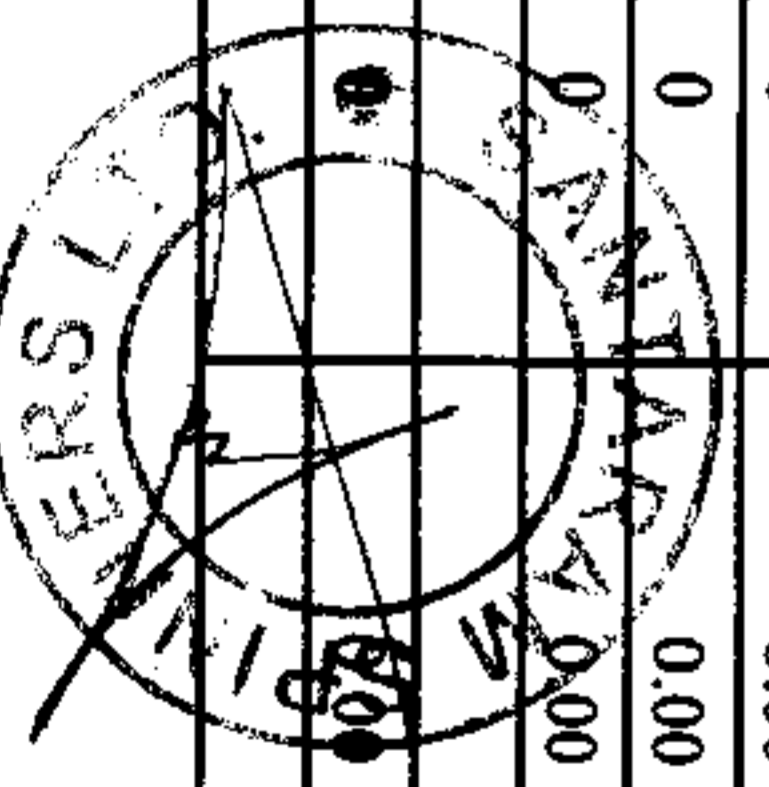
Partly paid-up shares:-		No. of partly paid-up shares	As a % of total no. of partly paid-up shares	As a % of total no. of shares of the company
Held by promoter/promoter group		0	0	0
Held by public		21400	100	0.35
	Total	21400	100	0.35
Outstanding convertible securities				
		No. of outstanding securities	As a % of total no. of outstanding convertible securities	As a % of total no. of shares of the company, assuming full conversion of the convertible securities
Held by promoter/promoter group		0	0	0
Held by public		0	0	0
	Total	0	0	0
Warrants:				
		No. of warrants	As a % of total no. of warrants	As a % of total no. of shares of the company, assuming full conversion of warrants
Held by promoter/promoter group		0	0	0
Held by public		0	0	0
	Total	0	0	0
Total paid-up capital of the company, assuming full conversion of warrants and convertible securities				
				100

6174400



Statement Showing Shareholding Pattern

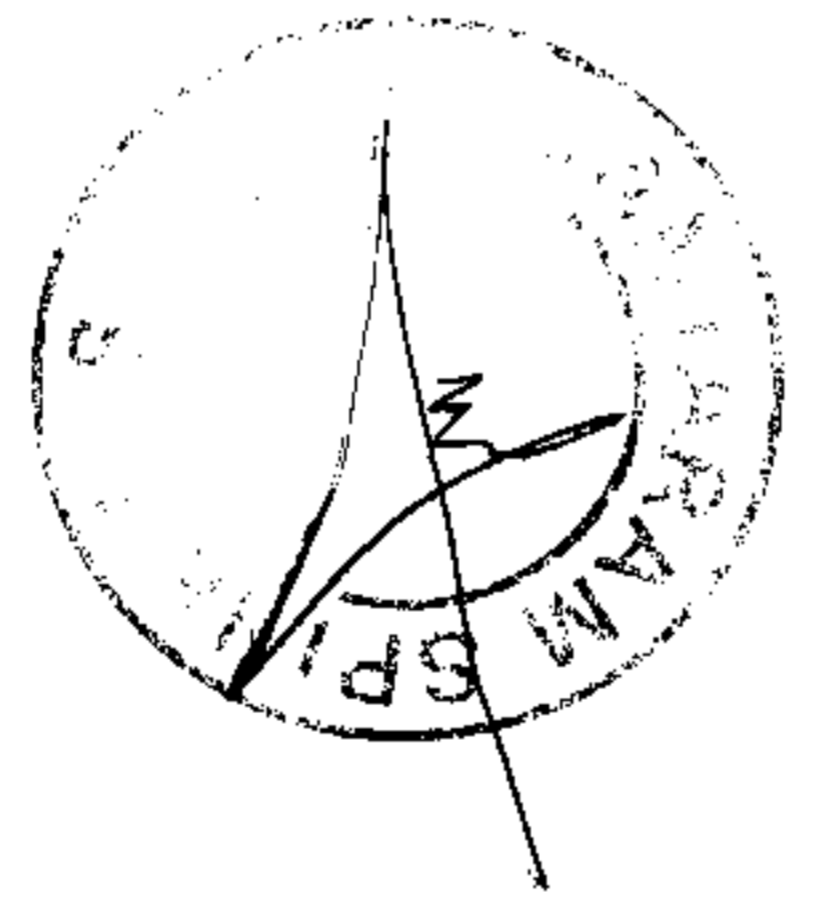
Category code	Category of Shareholder	Number of Shareholders	Table (I)(a)		Total shareholding as a percentage of total number of shares		Shares Pledged or otherwise encumbered	As a percentage
			Total number of shares	Number of shares held in dematerialized form	As a percentage of (A+B) ¹	As a percentage of (A+B+C)		
(I)	(II)	(III)	(IV)	(V)	(VI)	(VII)	(VIII)	(IX) = (VIII)/(IV)*100
(A)	Shareholding of Promoter and							
1	Indian							
(a)	Individuals/ Hindu Undivided Family							
(b)	Central Government/ State Government(s)	21	2599304	2569104	42.10	42.10	0	0.00
(c)	Bodies Corporate	0	0	0	0.00	0.00	0	0.00
(d)	Financial Institutions/ Banks	1	174300	174300	2.82	2.82	0	0.00
(e)	Any Others(Specify)	0	0	0	0.00	0.00	0	0.00
	Sub Total(A)(1)	23	2773604	2743404	44.92	44.92	0	0.00
2	Foreign							
a	Individuals (Non-Residents Individuals/ Foreign Individuals)	0	0	0	0.00	0.00	0	0.00
b	Bodies Corporate	0	0	0	0.00	0.00	0	0.00
c	Institutions	0	0	0	0.00	0.00	0	0.00
d	Qualified Foreign Investor	0	0	0	0.00	0.00	0	0.00
e	Any Others(Specify)	0	0	0	0.00	0.00	0	0.00
	Sub Total(A)(2)	0	0	0	0.00	0.00	0	0.00



	Total Shareholding of Promoter and	23	2773604	2743404	44.92	44.92	0	0.00
(B)	Public shareholding							
I	Institutions							
(a)	Mutual Funds/ UTI							
(b)	Financial Institutions / Banks	0	0	0	0.00	0.00	0	0.00
(c)	Central Government/ State Government(s)	0	0	0	0.00	0.00	0	0.00
(d)	Venture Capital Funds	0	0	0	0.00	0.00	0	0.00
(e)	Insurance Companies	0	0	0	0.00	0.00	0	0.00
(f)	Foreign Institutional Investors	0	0	0	0.00	0.00	0	0.00
(g)	Foreign Venture Capital Investors	0	0	0	0.00	0.00	0	0.00
(h)	Qualified Foreign Investor	0	0	0	0.00	0.00	0	0.00
(i)	Any Other (specify)	0	0	0	0.00	0.00	0	0.00
	Sub-Total (B)(1)	0	0	0	0.00	0.00	0	0.00
B 2	Non-institutions							
(a)	Bodies Corporate							
(b)	Individuals	33	31967	19767	0.52	0.52	0	0.00
	Individuals - i. Individual shareholders holding nominal share capital up to Rs 1 lakh							
I		3299	1548806	710297	25.08	25.08	0	0.00
II	ii. Individual shareholders holding nominal share capital in excess of Rs. 1 lakh.							
(c)	Any Other (specify)	22	1610918	875668	26.09	26.09	0	0.00
(c-i)	Clearing Member							
(c-ii)	Non Resident Indian (Repeat)	9	14796	14796	0.24	0.24	0	0.00
	Non Resident Indian (Non Repeat)	8	190909	167409	3.09	3.09	0	0.00
	Hindu Undivided Family	1	3000	3000	0.05	0.05	0	0.00
	Sub-Total (B)(2)	1	400	0	0.01	0.01	0	0.00
	Total Public Shareholding (B)= (B)(I)+(B)(2)	3373	3400796	1790937	55.08	55.08	0	0.00
(B)	TOTAL (A)+(B)	3396	6174400	4534341	100.00	100.00	0	0.00

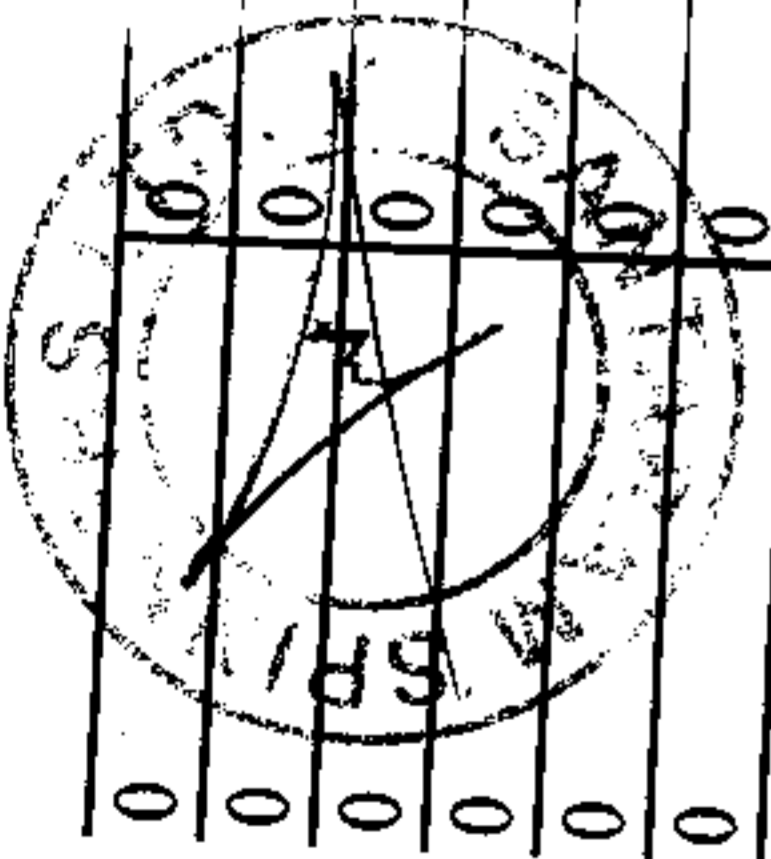


(C)	Shares held by Custodians and against which Depository Receipts have been issued								
1	Promoter and Promoter Group								
2	Public	0	0	0	0	0.00	0	0.00	
	Sub-Total (C)	0	0	0	0	0.00	0	0.00	
	GRAND TOTAL (A)+(B)+(C)	3396	6174400	4534341	100.00	100.00	0	0.00	




(D)(b) Statement showing holding of securities (including shares, warrants, convertible securities) of persons belonging to the category "Promoter and Promoter Group"

Sr. No.	Name of the shareholder	Details of Shares held			Encumbered shares (*)		Details of warrants			Details of convertible securities		Total shares (including underlying shares assuming full conversion of warrants and convertible securities) as a % of diluted share capital
		Number of shares held	As a % of grand total (A)+(B)+(C)	No.	As a percentage	As a % of grand total (A)+(B)+(C) of sub-clause (1)(a)	Number of warrants held	As a % total number of warrants of the same class	Number of convertible securities held	As a % total number of convertible securities of the same class		
(i)	(ii)	(iii)	(iv)	(v)	(vi)=(v)/(iii)*100	(vii)	(viii)	(ix)	(x)	(xi)	(xii)	
1	KALYAN JAYANTILAL SHAH	767400	12.43	0	0.00	0.00	0	0	0	0	0	
2	ASHOK JAYANTILAL SHAH	483500	7.83	0	0.00	0.00	0	0	0	0	0	
3	APURVA KALYANBHAI SHAH	420304	6.81	0	0.00	0.00	0	0	0	0	0	
4	SHAH KALYANBHAI JAYANTILAL	255350	4.13	0	0.00	0.00	0	0	0	0	0	
5	DHARINI KALYAN HAH	180350	2.92	0	0.00	0.00	0	0	0	0	0	
6	NANDITABEN ASHOKBHAI SHAH	172350	2.79	0	0.00	0.00	0	0	0	0	0	
7	NIRAV KALYANBHAI HAH	160850	2.61	0	0.00	0.00	0	0	0	0	0	
8	JAYATMA COMPTEX PVT LTD	109300	1.77	0	0.00	0.00	0	0	0	0	0	
9	PRADIPBHAI RASIKLAL SHAH	605300	0.98	0	0.00	0.00	0	0	0	0	0	
10	NIYATI (TEX) PVT LTD	575300	0.93	0	0.00	0.00	0	0	0	0	0	



11	ASHOKBHAI JAYANTILAL SHAH	50000	0.81	0	0.00	0.00	0	0	0	0	0	0	0	0	0	0	0
12	PRADEEP R SHAH	30200	0.49	0	0.00	0.00	0	0	0	0	0	0	0	0	0	0	0
13	PANKAJ R SHAH	10000	0.16	0	0.00	0.00	0	0	0	0	0	0	0	0	0	0	0
14	SUJAY P SHAH	9000	0.15	0	0.00	0.00	0	0	0	0	0	0	0	0	0	0	0
15	DHARMANATH TEXTILE PVT L	7500	0.12	0	0.00	0.00	0	0	0	0	0	0	0	0	0	0	0
TOTAL		2773604	44.92	0	0.00	0.00	0	0	0	0	0	0	0	0	0	0	0

(*) The term "encumbrance" has the same meaning as assigned to it in regulation 28(3) of the SAST Regulations, 2011



(I)(d) Statement showing details of locked-in shares			
Sr. No.	Name of the shareholder	Number of locked-in shares	Locked-in shares as a percentage of total number of shares {i.e., Grand Total (A)+(B)+(C) indicated in Statement at para (I)(a) above}
1	NIL	NIL	NIL

(II)(a) Statement showing details of Depository Receipts (DRs)				
Sr. No.	Type of outstanding DR (ADRs, GDRs, SDRs, etc.)	Number of outstanding DRs	Number of shares underlying outstanding DRs	Shares underlying outstanding DRs as a percentage of total number of shares {i.e., Grand Total (A)+(B)+(C) indicated in Statement at para (I)(a) above}
	N.A.	N.A.	N.A.	N.A.

(II)(b) Statement showing Holding of Depository Receipts (DRs), where underlying shares are in excess of 1% of the total number of shares				
Sr. No.	Name of the DR Holder	Type of outstanding DR (ADRs, GDRs, SDRs, etc.)	Number of shares underlying outstanding DRs	Shares underlying outstanding DRs as a percentage of total number of shares {i.e., Grand Total (A)+(B)+(C) indicated in Statement at para (I)(a) above}
		N.A.	N.A.	N.A.

