

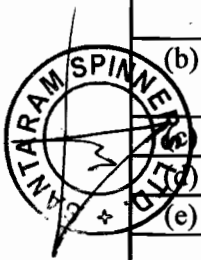
Introductory sub-table (I)(a)

Name of the Company: SANTARAM SPINNERS LIMITED			
Scrip Code: 531323, Name of the scrip: SANTARAM SPINNERS LIMITED, Class of security: Equity Shares			
Quarter ended: 31.12.2012			
Partly paid-up shares:-			
	No. of partly paid-up shares	As a % of total no. of partly paid-up shares	As a % of total no. of shares of the company
Held by promoter/promoter group	0	0	0
Held by public	42800	100	0.69
Total	42800	100	0.69
Outstanding convertible securities:-			
	No. of outstanding securities	As a % of total no. of outstanding convertible securities	As a % of total no. of shares of the company, assuming full conversion of the convertible securities
Held by promoter/promoter group	0	0	0
Held by public	0	0	0
Total	0	0	0
Warrants:-			
	No. of warrants	As a % of total no. of warrants	As a % of total no. of shares of the company, assuming full conversion of warrants
Held by promoter/promoter group		0	0
Held by public		0	0
Total	0	0	0
Total paid-up capital of the company, assuming full conversion of warrants and convertible securities		6174400	100



Statement Showing Shareholding Pattern


Category code	Category of Shareholder	Number of Shareholders	Table (I)(a)		Total shareholding as a percentage of total number of shares		Shares Pledged or otherwise encumbered	
			Total number of shares	Number of shares held in dematerialized form	As a percentage of (A+B) ¹	As a percentage of (A+B+C)	Number of shares	As a percentage
			(IV)	(V)	(VI)	(VII)	(VIII)	(IX)= (VIII)/(IV)*100
(A)	Shareholding of Promoter and							
1	Indian							
(a)	Individuals/ Hindu Undivided Family							
		20	2599304	2569104	42.10	42.10	0	0.00
(b)	Central Government/ State Government(s)	0	0	0	0.00	0.00	0	0.00
	Bodies Corporate	3	174300	174300	2.82	2.82	0	0.00
(c)	Financial Institutions/ Banks	0	0	0	0.00	0.00	0	0.00
(e)	Any Others(Specify)	0	0	0	0.00	0.00	0	0.00
	Sub Total(A)(1)	23	2773604	2743404	44.92	44.92	0	0.00
2	Foreign							
a	Individuals (Non-Residents Individuals/ Foreign Individuals)	0	0	0	0.00	0.00	0	0.00



b	Bodies Corporate	0	0	0	0.00	0.00	0	0.00
c	Institutions	0	0	0	0.00	0.00	0	0.00
d	Qualified Foreign Investor	0	0	0	0.00	0.00	0	0.00
e	Any Others(Specify)	0	0	0	0.00	0.00	0	0.00
	Sub Total(A)(2)	0	0	0	0.00	0.00	0	0.00
	Total Shareholding of Promoter and	23	2773604	2743404	44.92	44.92	0	0.00
(B)	Public shareholding							
1	Institutions							
(a)	Mutual Funds/ UTI	0	0	0	0.00	0.00	0	0.00
(b)	Financial Institutions / Banks	0	0	0	0.00	0.00	0	0.00
(c)	Central Government/ State Government(s)	0	0	0	0.00	0.00	0	0.00
(d)	Venture Capital Funds	0	0	0	0.00	0.00	0	0.00
(e)	Insurance Companies	0	0	0	0.00	0.00	0	0.00
	Foreign Institutional Investors	0	0	0	0.00	0.00	0	0.00
	Foreign Venture Capital Investors	0	0	0	0.00	0.00	0	0.00
	Qualified Foreign Investor	0	0	0	0.00	0.00	0	0.00
	Any Other (specify)	0	0	0	0.00	0.00	0	0.00
	Sub-Total (B)(1)	0	0	0	0.00	0.00	0	0.00
B 2	Non-institutions							
(a)	Bodies Corporate	34	51930	39730	0.84	0.84	0	0.00
(b)	Individuals							
I	Individuals -i. Individual shareholders holding nominal share capital up to Rs 1 lakh	3301	1553441	713932	25.16	25.16	0	0.00




II	ii. Individual shareholders holding nominal share capital in excess of Rs. 1 lakh.	21	1573728	838478	25.49	25.49	0	0.00
(c)	Any Other (specify)							
(c-i)	Clearing Member	15	27388	27388	0.44	0.44	0	0.00
(c-ii)	Non Resident Indian (Repeat)	8	190909	167409	3.09	3.09	0	0.00
	Non Resident Indian (Non Repat)	1	3000	3000	0.05	0.05	0	0.00
	Hindu Undivided Family	1	400	0	0.01	0.01	0	0.00
	Sub-Total (B)(2)	3381	3400796	1789937	55.08	55.08	0	0.00
(B)	Total Public Shareholding (B)= (B)(1)+(B)(2)	3381	3400796	1789937	55.08	55.08	0	0.00
	TOTAL (A)+(B)	3404	6174400	4533341	100.00	100.00	0	0.00
(C)	Shares held by Custodians and against which Depository Receipts have been issued							
	Promoter and Promoter Group	0	0	0	0	0.00	0	0.00
	Public	0	0	0	0	0.00	0	0.00
	Sub-Total (C)	0	0	0	0	0	0	0
	GRAND TOTAL (A)+(B)+(C)	3404	6174400	4533341	100.00	100.00	0	0.00



(I)(b) Statement showing holding of securities (including shares, warrants, convertible securities) of persons belonging to the category “Promoter and Promoter Group”

Sr. No.	Name of the shareholder	Details of Shares held		Encumbered shares (*)			Details of warrants		Details of convertible securities		Total shares (including underlying shares assuming full conversion of warrants and convertible securities) as a
		Number of shares held	As a % of grand total (A)+(B)+(C)	No.	As a percentage	As a % of grand total (A)+(B)+(C) of sub-clause (I)(a)	Number of warrants held	As a % of total number of warrants of the same class	Number of convertible securities held	As a % of total number of convertible securities of the same class	
(I)	(II)	(III)	(IV)	(V)	VI)=(V)/(III)*100	(VII)	(VIII)	(IX)	(X)	(XI)	(XII)
1	KALYAN JAYANTILAL SHAH	767400	12.43	0	0.00	0.00	0	0	0	0	0
2	ASHOK JAYANTILAL SHAH	483500	7.83	0	0.00	0.00	0	0	0	0	0
3	APURVA KALYANBHAI SHAH	420304	6.81	0	0.00	0.00	0	0	0	0	0
4	SHAH KALYANBHAI JAYANTILAL	255250	4.13	0	0.00	0.00	0	0	0	0	0
5	DHARINI KALYAN HAH	180150	2.92	0	0.00	0.00	0	0	0	0	0
6	NANDITABEN ASHOKBHAI SHAH	172150	2.79	0	0.00	0.00	0	0	0	0	0
7	NIRAV KALYANBHAI HAH	160850	2.61	0	0.00	0.00	0	0	0	0	0



8	JAYATMA COMPTEX PVT LTD	109300	1.77	0	0.00	0.00	0	0	0	0	0
9	PRADIPBHAI RASIKLAL SHAH	60500	0.98	0	0.00	0.00	0	0	0	0	0
10	NIYATI (TEX) PVT LTD	57500	0.93	0	0.00	0.00	0	0	0	0	0
11	ASHOKBHAI JAYANTILAL SHAH	50000	0.81	0	0.00	0.00	0	0	0	0	0
12	PRADEEP R SHAH	30200	0.49	0	0.00	0.00	0	0	0	0	0
13	PANKAJ R SHAH	10000	0.16	0	0.00	0.00	0	0	0	0	0
14	SUJAY P SHAH	9000	0.15	0	0.00	0.00	0	0	0	0	0
15	DHARMANATH TEXTILE PVT LTD	7500	0.12	0	0.00	0.00	0	0	0	0	0
TOTAL		2773604	44.92	0	0.00	0.00	0	0	0	0	0

(* The term "encumbrance" has the same meaning as assigned to it in regulation 28(3) of the SAST Regulations, 2011



th

**Total shares
(including
underlying
shares
assuming full
conversion of
warrants and
convertible
securities) as a
% of diluted
share capital**

0

0



